



2012-2013

JAN DEC

FACT SHEET

AS - CRIMINAL JUSTICE CORR

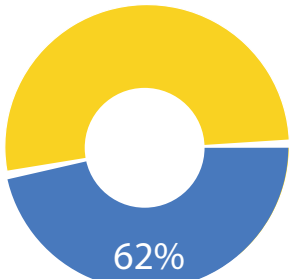
NUMBER OF STUDENTS IN PROGRAM

Not Registered – 62

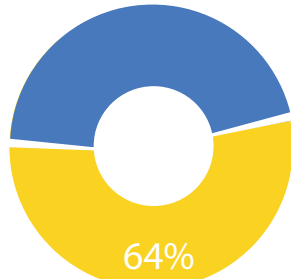
* Total Students – 88
(# of students declared major)



REGISTERED STUDENTS



* # of registered students 2012

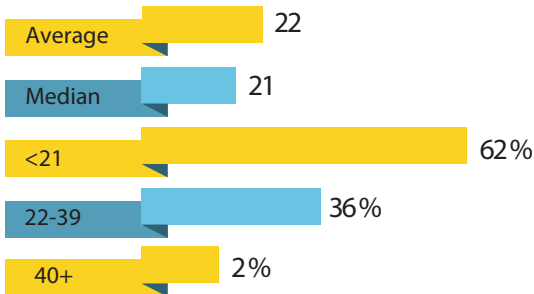


* # of registered students 2013

Estimated change 2012 – 2013: 2%.

STUDENT DEMOGRAPHICS

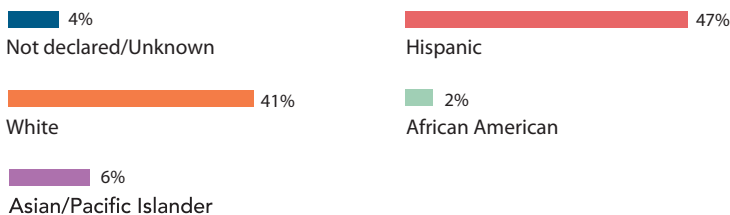
Age



Gender



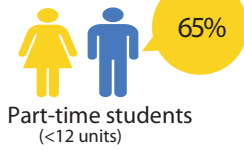
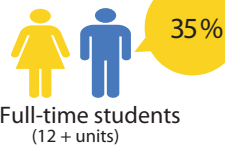
Ethnicity



Sources

- ¹ Taft College Cognos IBM Database
- ² Economic Modeling Specialists, Inc. www.economicmodeling.com
- * May not reflect accurate # of students in the program as students change majors
- * Adding % of registered students for 2012-2013 will result in a duplicated registered count

STUDENT UNIT LOAD



COURSE SUCCESS RATE

Course	Term	Count							Percent			
		Enrolled On Census	Zero Unit	No Grade	Graded	Succeeded	W	F	No Grade	Success	W	F
CJA 1521	Spring 2012	33	0	4	29	15	2	11	12.1	51.7	6.9	37.9
CJA 2103	Fall 2012	34	0	0	34	22	2	8	0.0	64.7	5.9	23.5
CJA 2103	Spring 2012	31	0	4	27	21	3	3	12.9	77.8	11.1	11.1
CJA 2103	Spring 2013	35	0	0	35	24	6	4	0.0	68.6	17.1	11.4
CJA 2131	Spring 2013	15	0	0	15	8	4	3	0.0	53.3	26.7	20.0
CJA 2135	Spring 2013	20	0	0	20	7	3	10	0.0	35.0	15.0	50.0

- A 58% average total success rate.

DEGREES AND CERTIFICATES AWARDED



Associate degrees



Certificates

JOB OUTLOOK (2013–2020)

Kern County	2013 Jobs	2020 Jobs	Change	% Change	2013 Median Hourly Wage
Probation Officers	845	791	54	7%	\$34.02
Police Patrol Officers	1,403	1,542	139	10%	\$33.38
Correctional Officers & Jailers	4,287	4,720	433	10%	\$45.11

- The median hourly wage in Kern County is \$37.50 – compare to the state is \$0.10 more.
- Outlook job growth on these occupations is steadily growing in Kern County.

